

BE1000

BLAST-ETCHED® MELAMINE

System BE1000 features a complete basic ADA compliant sign package. Pick from any of the five designs. The simplest design BE1001 is shown in full.



BE1002



BE1003



BE1004



BE1005

TO ORDER PLEASE FAX OR EMAIL:

- Sign type
- Background color
- Sorted sign list
- Mounting

SYSTEM BE1001



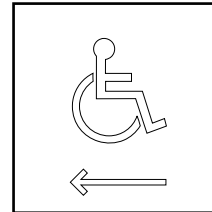
1A SM. ROOM ID
3" X 4"



1B MD. ROOM ID
4" X 8"



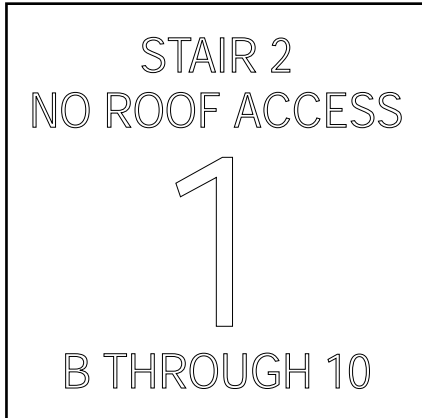
1C LG. ROOM ID
8" X 8"



1D PICTO
6" X 6"



1E RESTROOM
8" X 6"



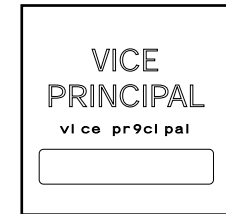
1F STAIRWELL
12" X 12"



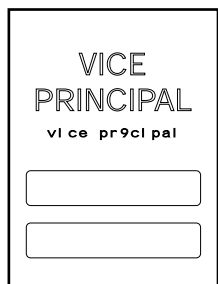
1G UNISEX RESTROOM
8" X 8"



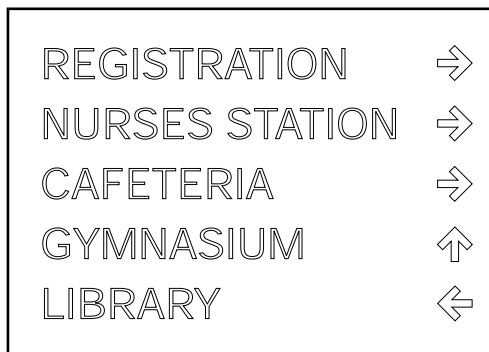
1H SLIDER
6" X 6"



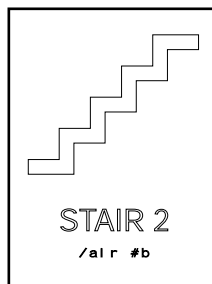
1I.1 ONE WINDOW
6" X 6"



1I.2 TWO WINDOW
8" X 6"



1J DIRECTIONAL
10" X 14"



1K STAIR
8" X 6"



2L IN CASE OF FIRE
8" X 6"